

Penguin Cove

Tip Sheet

Let's Have a Great Time
in Paradise!



Pre-visit



Watch this video to plan your learning journey to Ocean Network Express Penguin Cove.

You might also wish to download this planned itinerary to supplement your visit:

[🔗 Educators' Guide to Bird Paradise](#)

Introduce Penguin Cove and some of our penguins to your children before your visit:

[🔗 Penguin Cove zone](#)

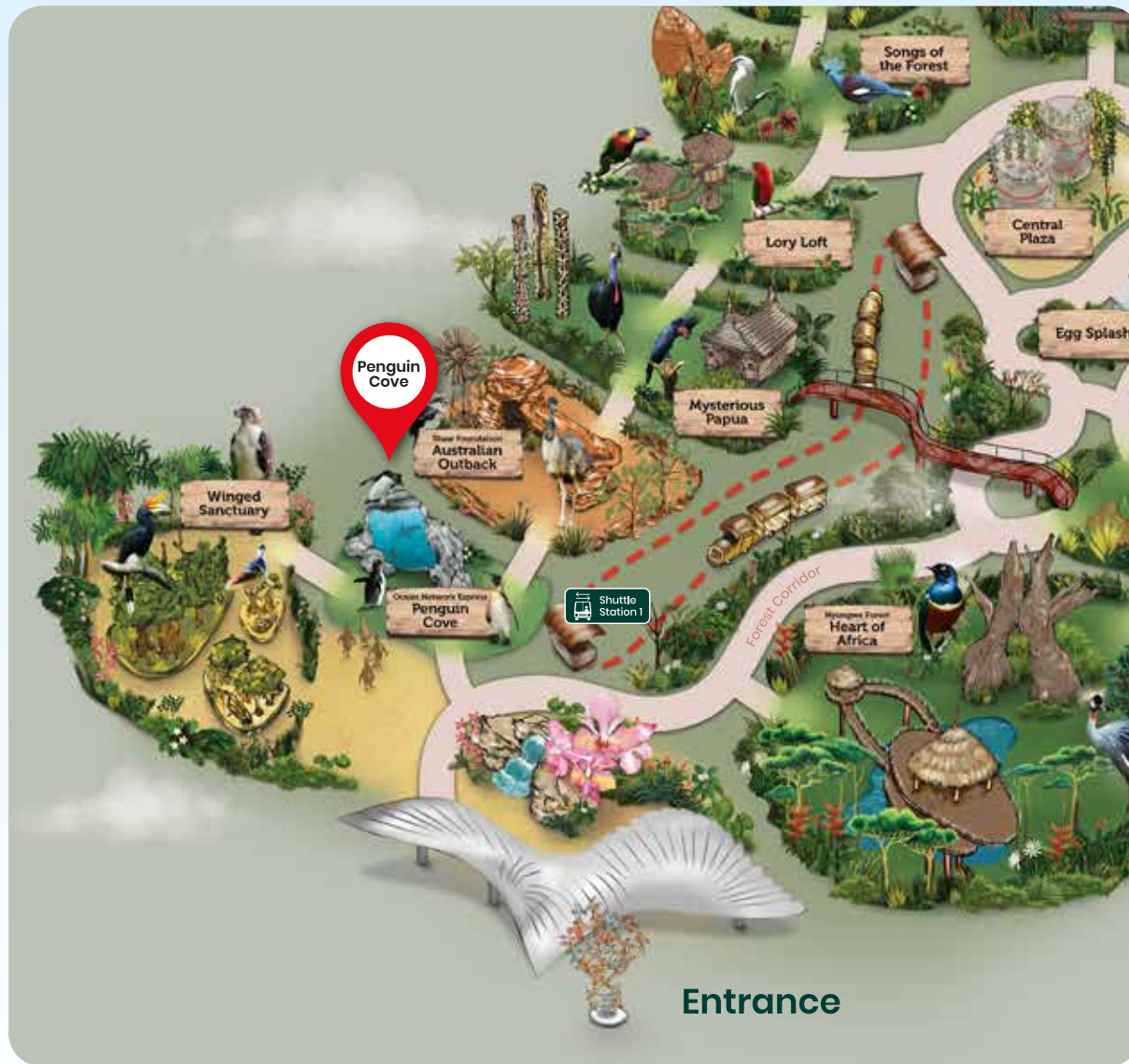
[🔗 Brief look of Penguin Cove](#)

[🔗 How do penguins swim?](#)

Play this video for a singing and movement lesson using penguins as the topic!

[🔗 Penguin Dance by Pinkfong](#)

Getting To Penguin Cove



On foot

From the entrance, follow the sheltered walkway and take a 3-minute stroll to Penguin Cove.



Download the Mandai App to view the map on mobile

During Visit

Try out the suggested activities highlighted in the video [Video Guide – Penguin Cove](#). Below are additional ideas to consider.

Spotting the Penguins



1

Use the See-Think-Wonder Thinking Routine to investigate different penguin species and learn about their body parts.

Additional prompting questions:

1. “What species of penguin do you **see** in the water?”
2. “What body part do you think the penguin uses the most?”
3. “I wonder what the penguin likes better, water or land? Why?”

Imitate the penguin




2

Imitate the actions of your favourite penguin and have your buddy guess the penguin.

Additional actions to try:

1. “How do you waddle/swim/move your webbed feet/jump up the rocks like a penguin?”
2. “How do you sleep like a penguin?”
3. “How do penguins keep their feathers clean? Show me!”

How tall are penguins?



3

Learn about different species of penguins and compare their heights in relation to yours.

Additional activity:

Did you see the seabirds in the exhibit? If yes...

“Pretend that you have wings like those of a seabird. How do they move? How are they different than the “wings” or flippers of the penguin, which does not fly?”



Word Bank

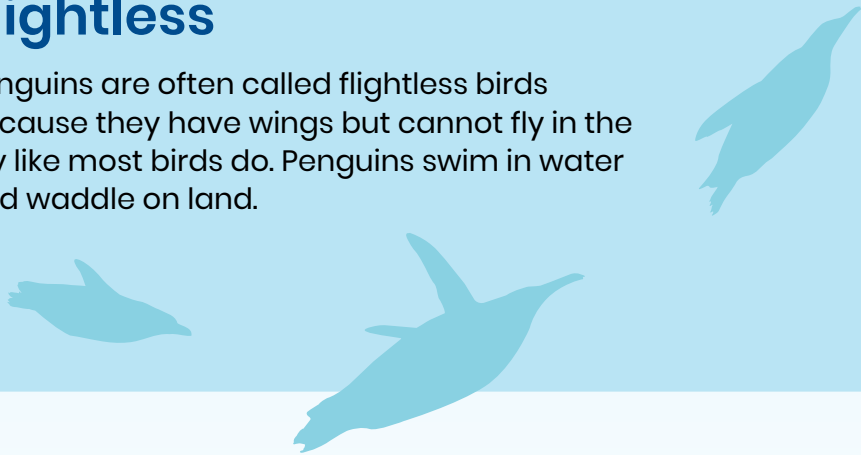
Here are some words that might be new to your class.

Essential Agreements

Simple guidelines to regulate your children's behaviour that you get your class to agree to.

Flightless

Penguins are often called flightless birds because they have wings but cannot fly in the sky like most birds do. Penguins swim in water and waddle on land.



Waddle

A walk with short steps where the body moves from side to side, like how penguins move on land.



Habitat

A habitat is a home for an animal. It's the place where it lives and finds everything they need – like food, water, and a comfortable space to play. Different animals like different habitats, such as forests, deserts, the coasts, or oceans.

Webbed Feet

An animal with webbed feet has skin flaps between their toes. Many birds that live in or near water have webbed feet, allowing them to be great swimmers.



I Spy

There are as many as 18 penguins species in the world.
Can you identify these four penguin species in Penguin Cove?



Gentoo penguin



King penguin



Northern rockhopper penguin



Humboldt penguin

Post-Visit

Extend learning in your classroom

Not all penguins live in cold places. Invite your children to find out more about penguins that lives in warmer region through a home-school project and do a show-and-tell for their peers.

Some ideas:

Find out about the following about penguins



Diet



Physical Characteristics



Habitat



Nesting Habits



You may wish to create a diorama of the penguin in its habitat.

Additional resources

Find out more about Penguin Cove and its sustainable features:

- [Mandai Monthly - Penguin Cove](#)
- [#AskMandaiAnything - Penguins](#)

Find out more about the story of Pierre, our Northern rockhopper penguin:

- [Pierre the rockhopper penguin](#)