

Reptile Kingdom

Tip Sheet

Let's Have a Zoo-rific Time!



Pre-visit



Watch this video to plan your learning journey to Reptile Kingdom.

Introduce Reptile Kingdom and some of the reptiles to your students before your visit:

- [🔗 Reptile Kingdom zone](#)
- [🔗 Brief introduction to RepTopia](#)

Getting To Reptile Kingdom



- 1 From the entrance, take a 30-minute stroll to Reptile Kingdom.
- 2 To get here from the main entrance, follow the covered walkway past Ah Meng Restaurant until you see the Orangutan Island and the Sumatran Orangutan Hut.
- 3 Continue past the Malaysian Sun Bear Exhibit, keep right until you reach Reptile Kingdom's first exhibit, the Aldabra giant tortoise.
- 4 You will also see RepTopia ahead.



Download the Mandai App to view the map on mobile

During Visit

Meet the giant tortoise



1

Use the See-Think-Wonder Thinking Routine to observe a land-dwelling animal.

Additional things to observe:

1. Observe how the giant tortoises move.
2. How do they use their body parts to help them move on land?
3. What other body parts interest you and why?

Sassy snakes




2

Use your imagination to mimic the Gaboon viper in RepTopia.

Additional prompting questions:

1. Spot the West African Gaboon viper at RepTopia.
2. Describe the patterns you see on its body. What shapes can you see on the body?
3. The Gaboon viper lives among leaf litter. How does its skin pattern help it survive?
4. Like other vipers, the Gaboon viper stores venom in its fangs. How does it help the snake to hunt?

How long are you?



3

Pose like a snake.

Additional activity:

1. Observe the reticulated python in the exhibit.
2. What is the python doing?
3. Get children to pose like the python!

Word Bank

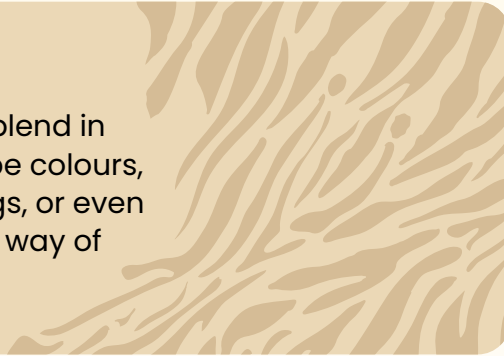
Here are some words that might be new to your class.

Essential Agreements

Simple guidelines to regulate your children's behaviour that you get your class to agree to.

Camouflage

Camouflage helps animals to blend in with their surroundings. It can be colours, patterns on their body coverings, or even their body shapes. It is Nature's way of playing hide and seek.




Ambush Hunter

The predator camouflages in a place where its prey are likely to appear or come across. The ambush hunter launches a surprise attack when the prey comes close to it.

Reptile

A reptile is an animal with dry scaly skin. Reptiles include turtles and tortoises, snakes, lizards, and crocodilians. Most of them lay eggs.



Slither

A twisting movement to move across a surface.

Shell

The hard outer covering of an animal.



I Spy

There are four main types of reptiles - turtles and tortoises, lizards, snakes, and crocodilians.
Can you spot these reptiles in Reptile Kingdom?



Aldabra giant tortoise



Rote snake-necked turtle



Komodo dragon

Lizards



Veiled chameleon

Crocodilians

Indian gharial



Reticulated python

Snakes



King cobra

Post-visit

Extend learning in your classroom

Invite your students to find out more about reptiles through simple research and provide materials for a fun reptile-themed craft project.

Some ideas:

- Use paper plates to create turtles, snakes, or lizards.
- Use coloured paper, googly eyes, and other craft supplies to make the creations more vibrant and interesting.
- Create a diorama of the reptiles in their habitats.

Additional resources

Find out more about Reptile Kingdom and its animals:

- [🔗 Animals We Love – Komodo dragons](#)
- [🔗 World Turtle Day](#)
- [🔗 Mandai Monthly – Caiman lizard](#)
- [🔗 #AskMandaiAnything – Rote Snake-necked Turtle Care & Conservation](#)